

LEVELED BOOK • F



Taste This

Written by Kim Brown

www.readinga-z.com

Taste This



Written by Kim Brown

www.readinga-z.com



Table of Contents

Introduction	4
Salty Taste	6
Bitter Taste.	7
Sour and Sweet Taste	8
Conclusion.	11
Index	12



Introduction



We use our tongue to taste.
Foods can taste salty, bitter,
sour, or sweet.



Can you guess how these
foods can taste?



Salty Taste



These are pretzels.

Pretzels can taste salty.

We use salt to give foods
a salty flavor.



Bitter Taste



This is spinach.

Spinach can taste bitter.

Some people do not like
bitter flavors.



Sour and Sweet Taste



This is a lemon.

Lemons can taste sour.

Some people do not like
sour flavors.



This is honey.

Honey can taste sweet.

We use honey to give foods
a sweet flavor.




These are apples.

Apples can taste sweet or sour.

Do you like sweet apples?

Or do you like sour apples?



fruit



cookies



cheeseburger



sushi



nuts




chocolate

Conclusion



How do your favorite foods taste?



kiwi fruit




tomato



Brussels sprouts



cereal



potato chips



grapefruit



juice

Index

bitter, 4, 7

salty, 4, 6

sour, 4, 8, 10

sweet, 4, 9, 10



popcorn

Photo Credits:

Front cover: © Michael Newman/PhotoEdit; back cover: © G. Baden/zefa/Corbis; title page: © amana images inc./Alamy; page 3: © Randy Faris/Corbis; page 4 (top left): © Anne Ackermann/Digital Vision/Getty Images; page 4 (top right, bottom): © BLOOMimage/Getty Images; pages 5 (honey), 9 (inset): © Elke Dennis/123RF; pages 5 (green apple), 10 (inset right): © Richard Thomas/123RF; pages 5 (spinach, lemon), 7 (inset), 8 (inset), 11 (nuts, chocolate, sushi), 12 (tomato, cereal, kiwi, brussel sprouts): © Jupiterimages Corporation; pages 5 (red apple), 10 (inset left): © iStockphoto.com/Christine Balderas; pages 5 (pretzels), 6 (inset left): © iStockphoto.com/Jan Gottwald; pages 6 (inset right): © Hemera Technologies/Jupiterimages Corporation; page 6 (main): © Karen Hunt/Corbis; page 7 (main): © OJO Images/Superstock; page 8 (main): © Jose Manuel Gelpi Diaz/Dreamstime.com; page 9 (main): © Stockbyte/Getty Images; page 10 (main): © iStockphoto.com/Stefan Witas; page 11 (fruit on plate): © Annamaria Szilagyi/123RF; page 11 (cookies): © iStockphoto.com/Olivier Blondeau; page 11 (cheeseburger): © iStockphoto.com/John Peacock; page 12 (chips): © iStockphoto.com/Bjorn Heller; page 12 (popcorn): © iStockphoto.com/DNY59; page 12 (grapefruit): © iStockphoto.com/Arpad Benedek

Taste This
Level F Leveled Book
© Learning A-Z
Written by Kim Brown

All rights reserved.

www.readinga-z.com

Correlation

LEVEL F	
Fountas & Pinnell	F
Reading Recovery	9-10
DRA	10