

LEVELED BOOK • E



# Let's Make Lemonade



Written by Karen Mockler • Illustrated by Chris Baldwin

[www.readinga-z.com](http://www.readinga-z.com)






# Let's Make Lemonade



Written by Karen Mockler  
Illustrated by Chris Baldwin

[www.readinga-z.com](http://www.readinga-z.com)





It's so hot today.

We're so thirsty for a cold drink.





Let's make a cold drink.  
Let's make a sweet drink.





Let's make lemonade.  
Let's make it in this pitcher.





Add cold water.  
Add white sugar.





Roll and cut the lemons.  
Squeeze the lemons.






Spot the lemon seeds.  
Pick out all the seeds!





 Stir the lemonade  
with a long spoon.






Don't spill the pitcher!  
Lemonade is sticky.





 Our drink looks cold.  
Our drink looks sweet.





We're so thirsty  
for our lemonade.



# LEMONADE RECIPE

## Ingredients

- 6 lemons
- 3/4 to 1 cup white sugar \*
- 5–6 cups cold water

## Directions

1. Roll, cut, and squeeze the lemons to make 1 cup of juice.
2. In a gallon pitcher combine 1 cup lemon juice, the sugar, and 5–6 cups cold water. Stir.
3. Add more water if needed. Chill and serve over ice.

\* You can also use honey, simple syrup, or other sweeteners in place of the sugar. The amount you need will differ. Sweeten to taste.

Let's Make Lemonade  
Level E Leveled Book  
© Learning A–Z  
Written by Karen Mockler  
Illustrated by Chris Baldwin

All rights reserved.

[www.readinga-z.com](http://www.readinga-z.com)

## Correlation

### LEVEL E

Fountas & Pinnell	E
Reading Recovery	7–8
DRA	8