

LEVELED BOOK • F


A Clown Face



Written by Kira Freed • Illustrated by Darcy Tom

www.readinga-z.com

A Clown Face



Written by Kira Freed
Illustrated by Darcy Tom

www.readinga-z.com



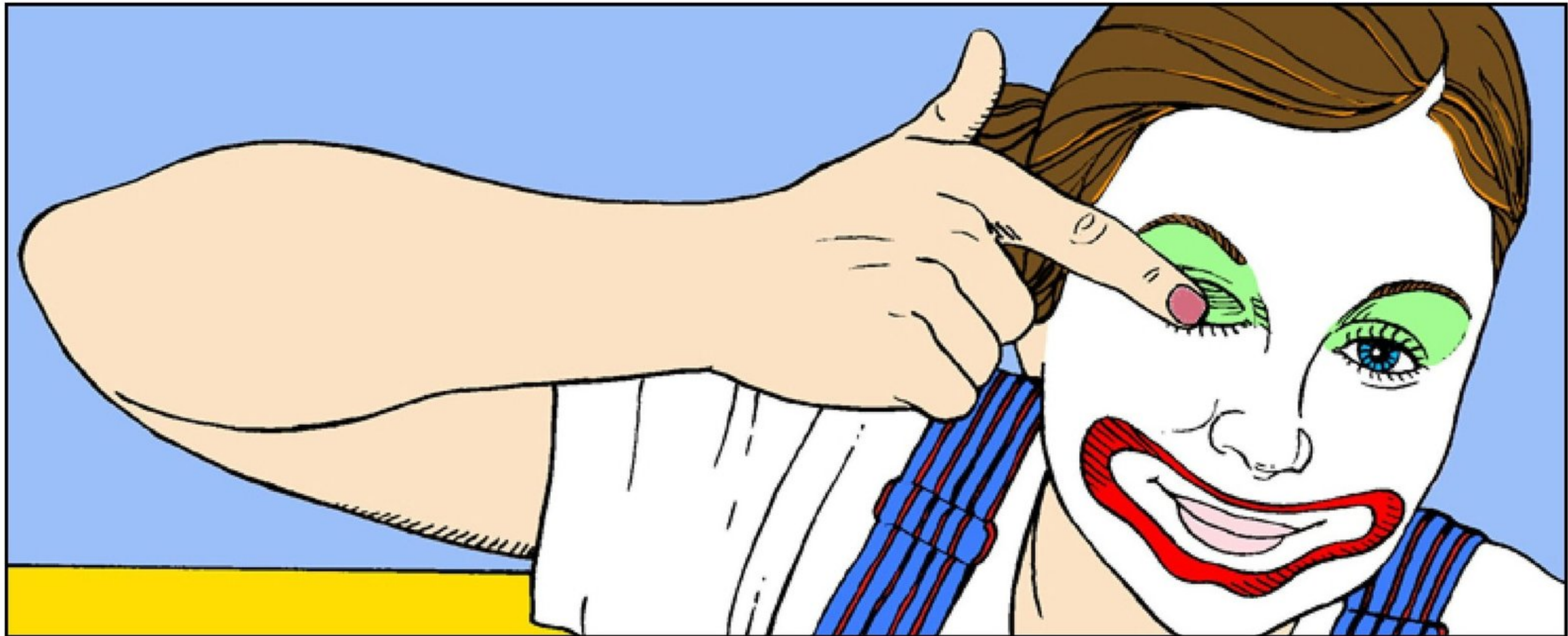
🔊 How does a clown put on a face?
Where does she start?



🔊 First, she puts on white face paint.
What comes next?



- How does a clown put on a face?
Next, she puts paint around her mouth.
She paints a big, red smile.
What is next?




- How does a clown put on her face?
Next, she paints her eyelids.
What does she put on next?



- How does a clown put on her face?
Next, she puts on big, fuzzy eyebrows.
What comes after that?



🔊 Then she paints big, pink circles on her cheeks.
What comes next?



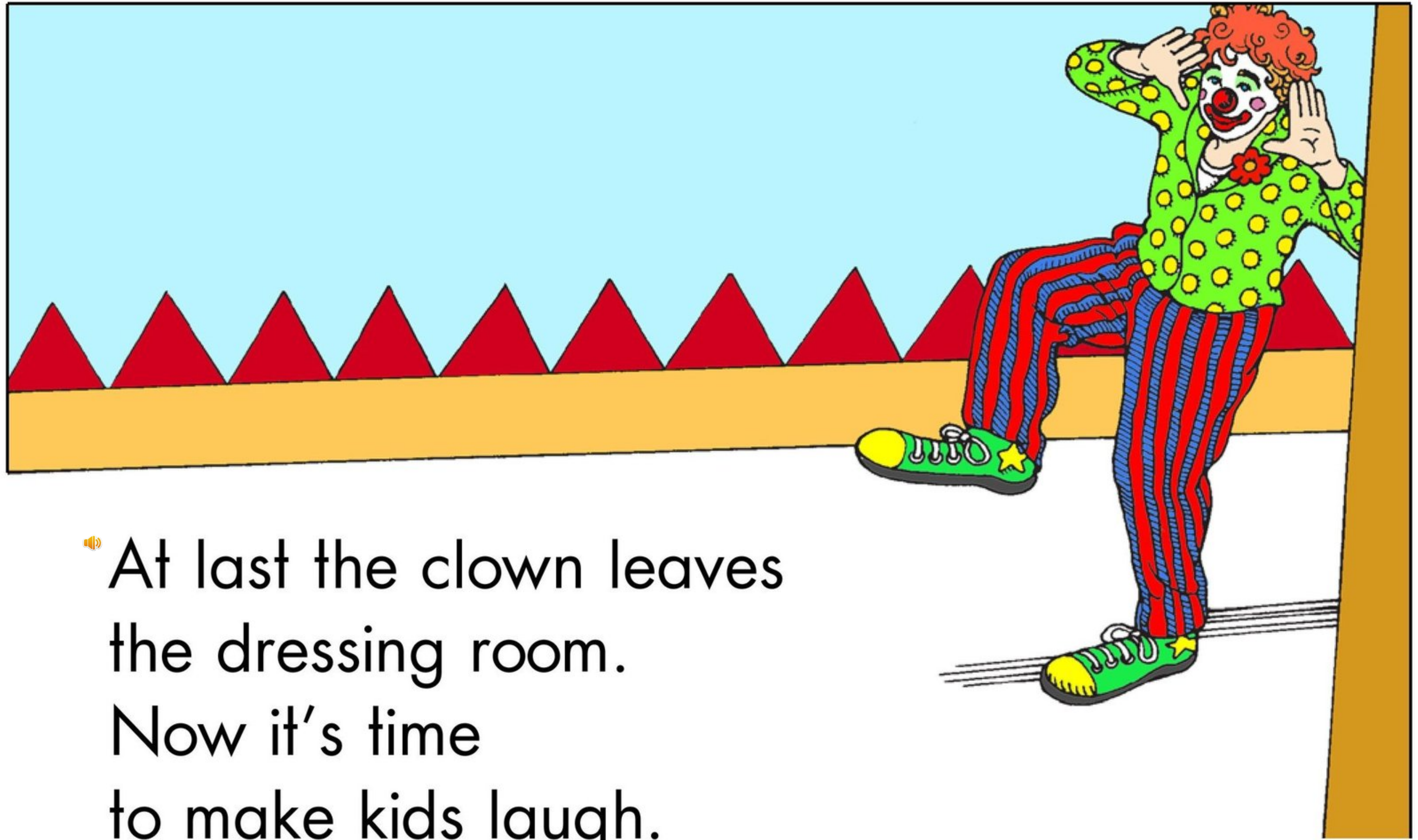
- How does a clown put on her face?
Next, she puts on her red nose.
It honks if you squeeze it.
What does she do next?



- How does a clown put on her face?
After putting on a red nose,
she puts on a silly wig.
What does she do next?



Then she gets dressed.
She puts on a polka-dot jacket and striped pants.
And she puts on big, floppy shoes.



At last the clown leaves the dressing room. Now it's time to make kids laugh.

A Clown Face
Level F Leveled Book
© Learning A-Z
Written by Kira Freed
Illustrated by Darcy Tom

All rights reserved.

www.readinga-z.com

Correlation

LEVEL F	
Fountas & Pinnell	F
Reading Recovery	9-10
DRA	10